

CASEMENT WINDOWS

THERMALLY IMPROVED SUITE - INLINE FRAME



Casement windows encourage ventilation through cross-breezes. A selection of fly screens are available, in hinged or removable styles




Outer frame & sash corners are mitred, enhancing the clean appearance of the window. Fixings are made from durable stainless steel



Casement latches may be paired with keyed locks for enhanced security




An inline reveal simplifies installation into a variety of wall types, whilst an optional snap-in frame closure has a 15 x 3mm pocket for flashing insertion



Double action hinges allow the sash to open fully, maximising airflow

All glass is installed into dual vinyl sided rebates, ensuring vibration free glazing. A co-extruded santroprene inner seal resists shrinkage & also assists with weatherproofing




The optional sill flap can be easily fitted to the frame after installation

CASEMENT WINDOWS



THERMALLY IMPROVED SUITE - INLINE FRAME



NOTE:

ALL SIZES ARE TYPICAL RATHER THAN DEFINITIVE. FOR SIZES OUTSIDE OF THESE (incl. raked windows) PLEASE DISCUSS WITH YOUR VALLEY WINDOWS CONSULTANT

Sizing

Window style & opening detail should be considered as viewed externally

Sizes indicated are the overall window size. Reveal is inline with outer frame dimension.

For Stud openings add 20mm to both height & width

Glazing

Glazing strength to minimum N3 rating as per AS4055 - 2006

Maximum double glazed panel thickness is 22mm

Certification

Certified performance data including WERS ratings are available for this product on request

Specify

Frame colour, configuration, height, width & overall depth

Optional: latch colour, lock colour, flyscreen, frame infill, sill flap, glass type