

# SUPERLITE WINDOW

## THERMALLY IMPROVED SUITE - INLINE FRAME



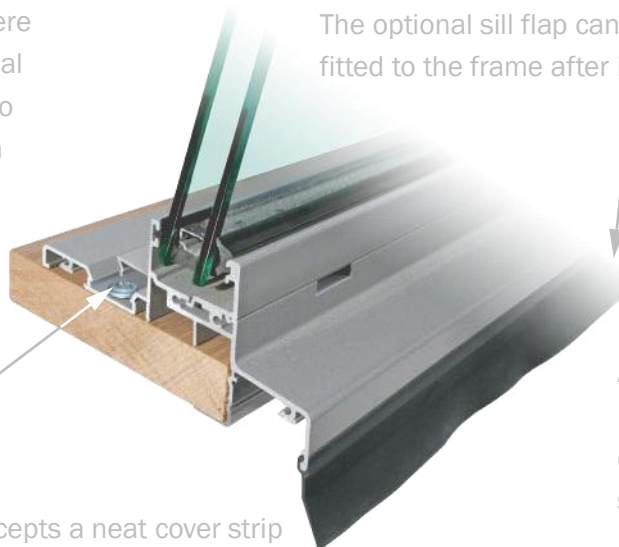
The SuperLite framing system caters to larger fixed windows, whilst also accommodating hinged & sashless operable elements.



The timber reveal sits inline with the frame's outer face, except where the optional 'no reveal equaliser' is used to neatly couple with Rylock door frames

The optional sill flap can be easily fitted to the frame after installation

Mitred corners enhance the clean appearance of the window. All fixings are made from durable stainless steel




All glass is installed into dual vinyl sided rebates, ensuring vibration free glazing. A co-extruded santoprene inner seal resists shrinkage & also assists with weatherproofing

A fixing pocket that accepts a neat cover strip means SuperLite frames are both easy to install and suited to a wide variety of walling types.

An optional infill also fits to the underside of the frame, introducing a 15 x 3mm pocket for flashing to fit into.


# SUPERLITE WINDOW

## THERMALLY IMPROVED SUITE - INLINE FRAME



### SINGLE GLAZED SIZES

NOTE THAT HEIGHT & WIDTH MAY BE CHANGED AS LONG AS TOTAL AREA REMAINS THE SAME



### DOUBLE GLAZED SIZES

NOTE THAT HEIGHT & WIDTH MAY BE CHANGED, AS LONG AS THE TOTAL AREA REMAINS THE SAME

**NOTE:** ALL SIZES ARE TYPICAL RATHER THAN DEFINITIVE. FOR SIZES OUTSIDE THESE - INCLUDING MULTIPLE, COUPLED UNITS - PLEASE DISCUSS WITH YOUR VALLEY WINDOWS CONSULTANT

### Sizing

Window style & opening detail should be considered as viewed externally

Sizes indicated are the overall window size. Reveal is inline with outer frame dimension.

For Stud openings add 20mm to both height & width

### Glazing

Glazing strength to minimum N3 rating as per AS4055 - 2006

Single glazed versions typically contain 10mm toughened glass

Double glazed versions typically contain 6mm toughened glass, 10mm air space, 6mm toughened glass

### Certification

Certified performance data including WERS ratings are available for this product on request

### Specify

Frame colour, configuration, height, width & overall depth

Optional: frame equaliser, frame infill, sill flap, glass type